

# HOW TO REACH THE UNIVERSITY

## By Sea and Rail:

Calais to Dover – approx 75 minutes by ferry, just under an hour by Seacat. Boulogne to Dover – approx 110 minutes by Seacat. Direct trains from Dover Priory to Canterbury East every half hour on weekdays (hourly on Sundays). Journey time approx 30 minutes.

## By Air:

Arrival at London Airport (Heathrow); Underground to Victoria Railway Station, train to Canterbury East. Arrival at Gatwick Airport: Gatwick Express to Victoria, train to Canterbury East.

## The Channel Tunnel:

From France and Belgium take the Eurotunnel to Folkestone or the Eurostar to Ashford or Ebbsfleet – journey time approx 2 hours Paris, 1 hour 40 minutes Brussels, 1 hour Lille. Regular train services from Ashford to Canterbury West – approx 30 minutes journey time.

## By Rail

Two rail routes:  
London (Victoria) to Canterbury East: journey time approx 85 minutes. Mondays to Saturdays two trains an hour (one direct, one change at Faversham). Sundays – direct hourly service.  
London (Charing Cross or Waterloo East) to Canterbury West: journey time approx 90 minutes. Monday to Friday – direct hourly service through most of the day.  
Taxis are available at both Canterbury stations.

## By Road

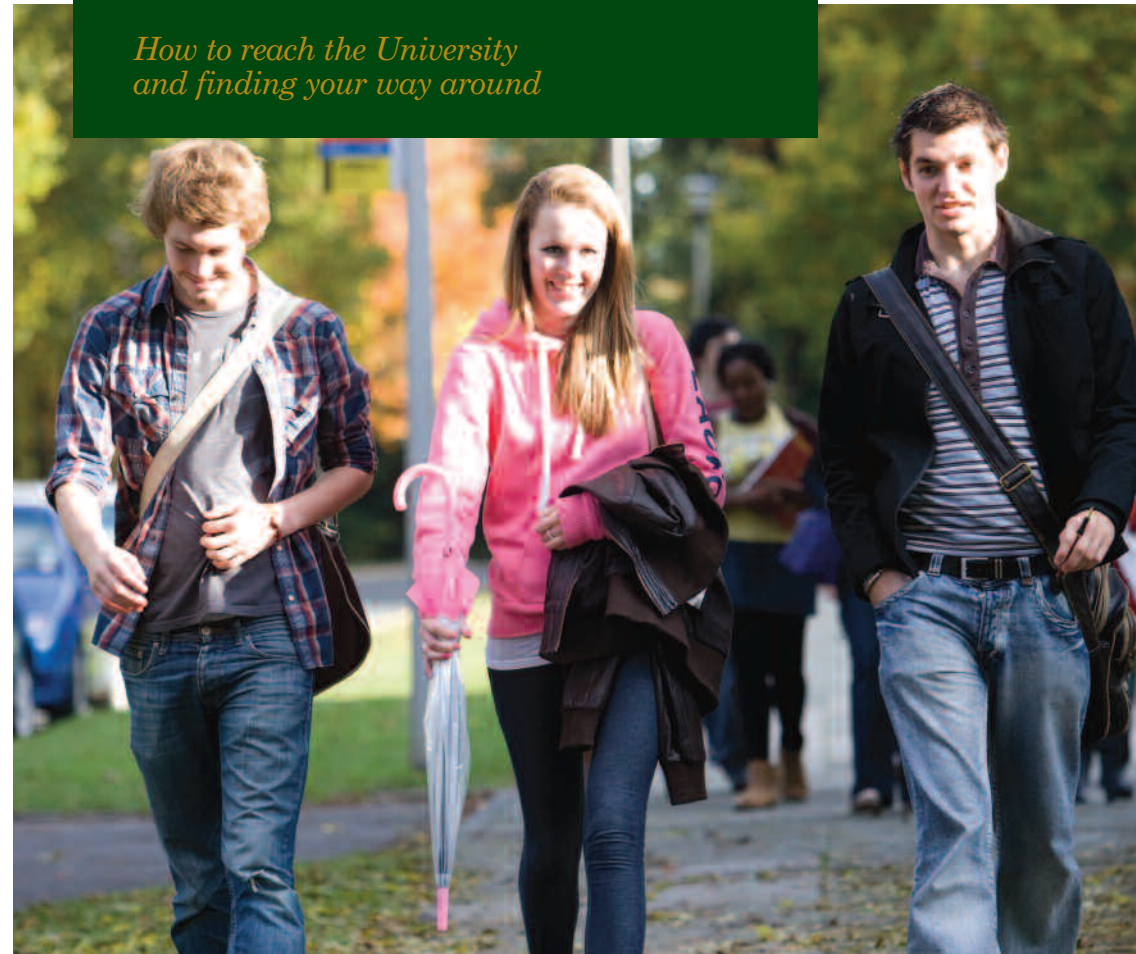

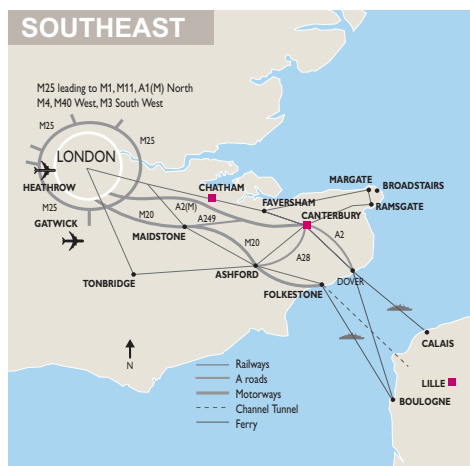
To reach Canterbury from:  
London: M2, A2 (56 miles; 89km) Dover: A2 (16 miles; 26km) Ramsgate: A253, A28 (18 miles; 29km) Ashford: A28 (14 miles; 22km) Maidstone: (26 miles; 42km) Tonbridge (40 miles; 64km): M20, M2, A2. From the North or West: M25, M20, M2, A2.  
Canterbury to the University: Canterbury central ring road, A290 Whitstable Road, St Thomas Hill, approx 1 mile (1.6km) along the A290, University entrance on right (signposted) near top of hill.  
The visitors' car park on Giles Lane is a 'Pay and Display' car park. Parking elsewhere is very restricted and for permit holders only.

## By Bus

**Canterbury Bus Station to the University.** Regular bus service, taking approximately 14 minutes. (See map for bus stops on campus.) From Canterbury East follow path on City Walls to Bus Station (clearly visible by City Wall). From Canterbury West turn right out of station, walk to main road, bus stop is on far side, approx 50 metres to left.

Further information about the University may be obtained from:  
Communications and Marketing  
The Registry, University of Kent, Canterbury, Kent, CT2 7NZ  
Tel +44 (0)1227 764000 Fax +44 (0)1227 827912

[www.kent.ac.uk](http://www.kent.ac.uk)

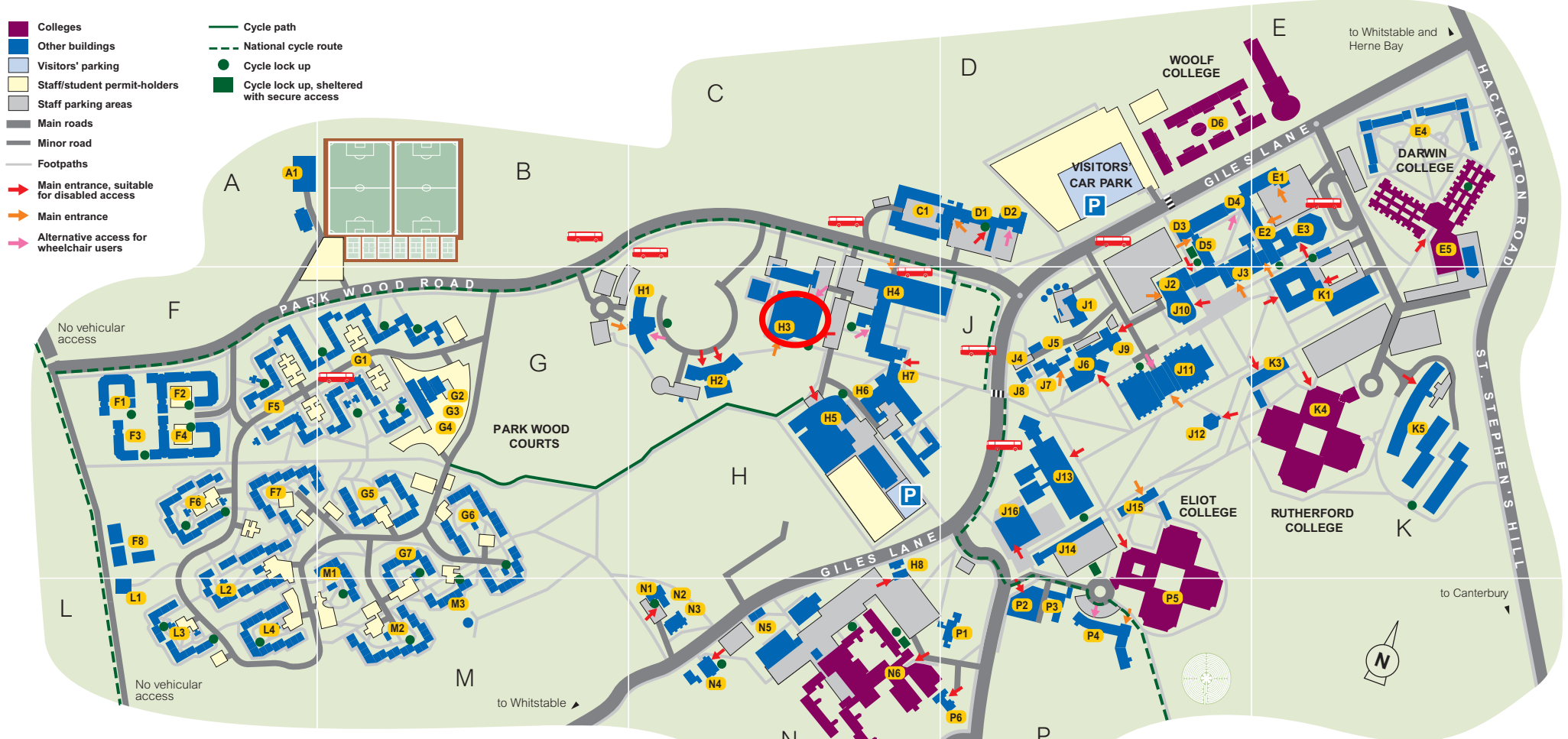


Every possible care has been taken to ensure that the information given in this leaflet is accurate at the time of going to press.

University of Kent

PU 111188 5/11

# FINDING YOUR WAY AROUND THE CAMPUS



## Buildings labelled on map

A1 Sports Pavilion	G2 Woody's Bar	J6 Grimond Building
C1 Maintenance Centre	G3 Park Wood Shop	J7 UELT Building
D1 Estates Department	G4 Park Wood Administration Building	J8 Banks
D2 Design & Print Centre	G5 Bishopden Court	J9 Lumley Building
D3 Cornwallis North-West	G6 Farthings Court	J10 Gulbenkian Theatre
D4 George Allen Wing	G7 Marley Court	J11 Templeman Library
D5 Cornwallis West	H1 Kent Business School	J12 Senate
D6 Woolf College	H2 Research and Development Building	J13 Marlowe Building
E1 Cornwallis North-East	H3 <b>Jennison Building</b>	J14 Locke Building
E2 Cornwallis Maths Institute	H4 Ingram Building	J15 Eliot College Extension
E3 Cornwallis South-East Octagon	H5 Sports Centre	J16 Jarman Building
E4 Darwin Houses	H6 Canterbury Enterprise Hub	K1 Registry
E5 Darwin College	H7 Biosciences Laboratory	K2 Rutherford College Extension
F1 Bossenden Court	H8 Tanglewood	K3 Rutherford College
F2 Nickle Court	J1 Boiler House	K4 Rutherford College
F3 Stock Court	J2 Cornwallis Lecture Theatre	K5 Tyler Court
F4 Kemsdale Court	J3 Cornwallis South & South West	L1 Hothe Court Farmhouse
F5 Purchas Court	J4 Campus Watch	L2 Grimshill Court
F6 Ellenden Court	J5 Telephone Exchange	L3 Denstead Court
F7 Thornden Court		L4 Homestall Court
F8 Grounds Maintenance		M1 Clowes Court
G1 Lypeatt Court		M2 Willows Court
		M3 Tudor Court

## Other organisations based on campus

Blackwell's Bookshop	J14
Canterbury Enterprise Hub	H6
Open Colleges Network	
Kent and Medway	N6
Canterbury Innovation Centre	Q3

## University departments

Academic Division	K1	Estates Department	D1	Nursing Service	N6
Accommodation Office	H8	European Culture and Languages	D3	Oaks Day Nursery	P1
Admissions and Partnership Services	K1	Finance Division	K1	Personnel Office	K1
American Studies	J13	Graduate School	E3	Physical Sciences	H4
Anthropology	J13	Gulbenkian Cinema	J2	Politics and International Relations	K4
Architecture	J16	History	K4	Psychology	N6
Arts	H7	Humanities Facility Office	J3	Research Office	K1
Biosciences	P6	Information Services (IT)	K1	Safety, Health and Environment Unit	N6
Careers Advisory Service	N6	International Office	H1	Social Policy, Sociology and Social Research	E1
Chaplaincy	K1	Kent Business School	N4	Social Sciences Faculty Office	J13
Communications and Marketing	K1	Kent Enterprise	H8	Sports Centre	H5
Computing	H8	Kent Hospitality	J15	Student Office	K1
Conference Office	K1	Kent Law School	P3	Telephone Exchange	J5
Development Office	N6	Kent Union	E2	Templeman Library	J11
Disability & Dyslexia Support Service	N6	Mathematics, Statistics and Actuarial Science	N1	Tizard Centre	Q1
Economics	N6	Medical Centre	K4	Unit for the Enhancement of Learning and Teaching	J7
Engineering and Digital Arts	H3	Medieval & Tudor Studies	P5		
English	K3	Music			